



MODULINE[®]

MODULAR ALUMINUM CABINETS

PROII[™] CABINET LINE



ORGANIZE YOUR GARAGE
OR SHOP WITH *Style.*



Official Cabinet Provider of National Guard Panther Racing



Welcome to Moduline Cabinets, designers and manufacturers of quality American-made, modular aluminum cabinets for your home and shop. When it's time to outfit your garage, Moduline is the one name you need to know. We have been providing high-quality aluminum cabinet solutions for garage enthusiasts and professionals alike for over 25 years.

Our designer appearance is certain to enhance any garage or shop. Yet, don't let their incredibly good looks fool you, our aluminum cabinets are workhorses that will stand up to the daily rigors of any garage environment.

In fact, we're so confident in our cabinets that we back them with a lifetime warranty.

Moduline Cabinets have many innovative features and customizable options, though perhaps the most important feature is that they are modular, with the versatility to meet the specific needs of any garage. When you choose Moduline cabinets for your garage, everything has its place, which leaves you room to get things done.

We invite you to learn more about our aluminum cabinet solutions in this catalog and on our website, and see how easy it is to transform your garage.

WE SHARE YOUR PASSION FOR ALL THINGS GARAGE

Planning your dream garage is easier than you might expect. Modular aluminum cabinets are an investment you will enjoy for as long as you own your home. Your choice of Moduline is a first step in turning your dream into reality. To help ensure your satisfaction with our cabinets, we recommend you follow these key steps.



BUILD YOUR SYSTEM OR CHOOSE FROM OUR PRE-CONFIGURED COMBINATIONS

A well-planned garage begins with the cabinets, and Moduline offers an abundance of components — from base cabinets and closets to tool chests and filing cabinets — to create the perfect layout. To make things even easier, Moduline offers pre-configured combinations that can be ordered as-is or used as a starting block which you can modify to create the most efficient and effective workspace. For more information on our cabinet combinations, see pages 20-29.



CONSIDER HOW YOU'LL USE THE SPACE

Will you be using these cabinets entirely for storage? Will you need your cabinets to be mobile? Are you going to be doing heavy duty work? These are just a few of the questions that you'll want to consider before you order your cabinets. Understanding how you'll be using the space will also help you answer key questions like, "Do you need larger closet-style cabinets?" or "Will you want more drawer space, or need a mobile tool chest or parts bin?"



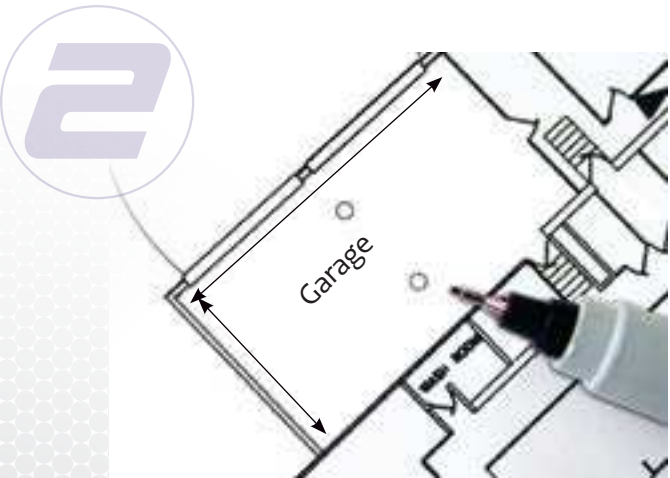
SELECT YOUR OPTIONS AND ACCESSORIES

Do you want cabinets that lock? Do you need some cabinets to have shelves while others need to be open? Do you want a Toe Kick Riser™? Moduline has options for all our components — from cabinets to countertops. Many customers find that browsing our catalog gives them ideas for organization they've yet to consider. That's another great reason to choose Moduline. If you haven't thought of it, there's a pretty good chance that we have. For more information on the many options and accessories available, see pages 30-35.



MEASURE YOUR SPACE

Moduline cabinets come in a wide variety of sizes. But if needed, many of our pieces can be customized to fit your space. To help ensure your satisfaction, be sure to measure your space carefully. Pay particular attention to any doors and windows. You'll also want to decide if you want single-door cabinets to open with a right- or left-hand swing. And, if you're installing cabinets along the wall, be sure to consider the clearance above and below the cabinets as well as your desired depth. For example, for overhead wall cabinets, consider the depth carefully to be sure they are useful but not in your way when working on the countertop.



CALL ONE OF OUR CABINET EXPERTS

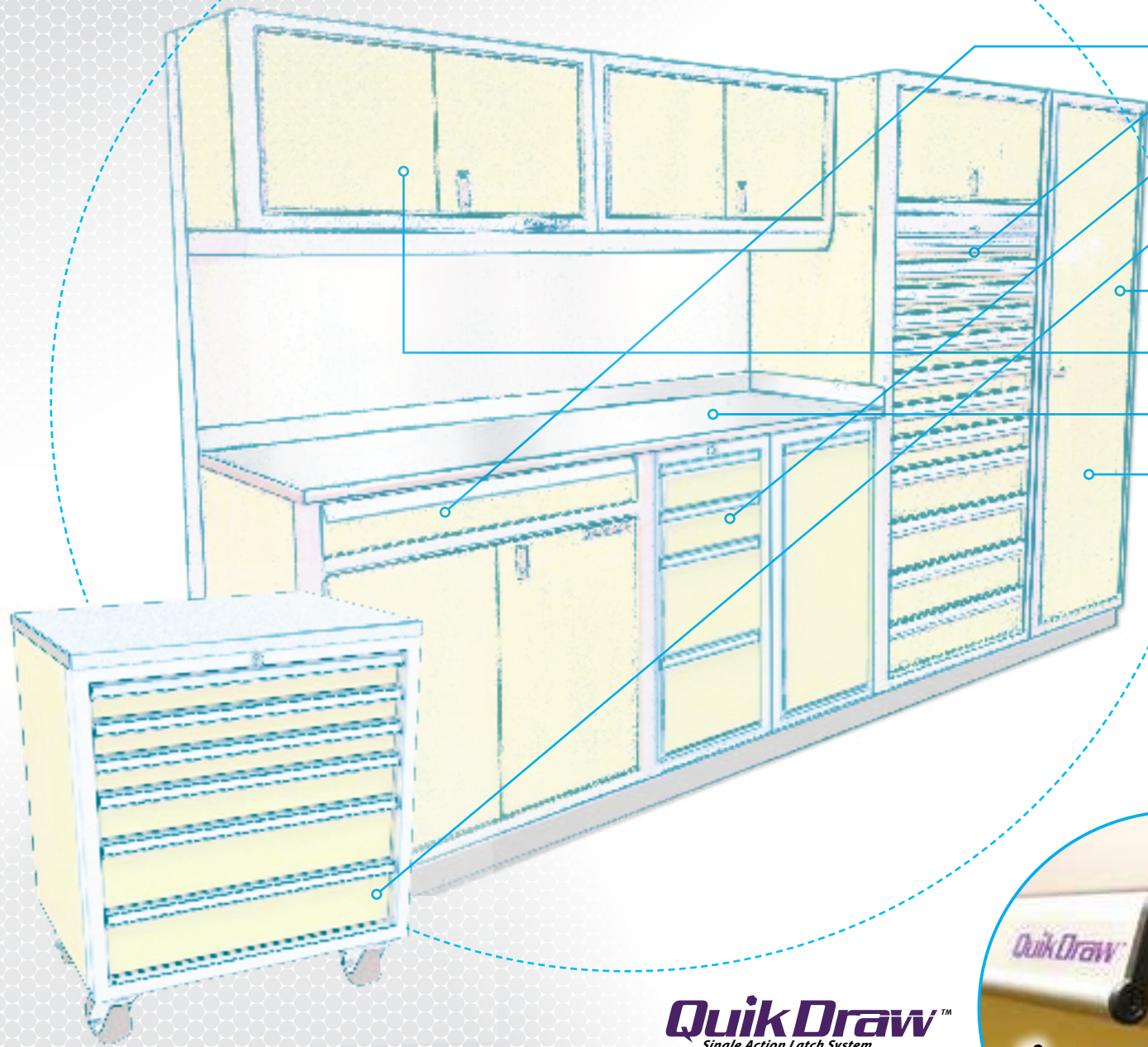
You may know exactly what you want or you may never have designed garage cabinets for your garage before. That's why we offer a full-service, customer service team that will take a personal interest in your project and help you understand your options. We encourage you to give our cabinet experts a call. They will help you with everything from measuring your space, to creating detailed CAD drawings, as well as show you ideas for layouts, designs, and options to make best use of your space.



CALL US TOLL FREE: 1-888-343-4463

We have even more great products online!

Please visit ModulineCabinets.com for additional offerings not contained in this catalog. While there, be sure to check out our online Photo Gallery to get ideas for your own ultimate garage.



PROII™ CABINET COMBINATIONS — PP 20-29

BASE CABINETS — P 10

DRAWER CABINETS & TOOL CHESTS — P 12

PARTS BIN, WASTE/RECYCLE BIN, FILE CABINETS — P 14

MOBILE TOOL BOXES — P 15

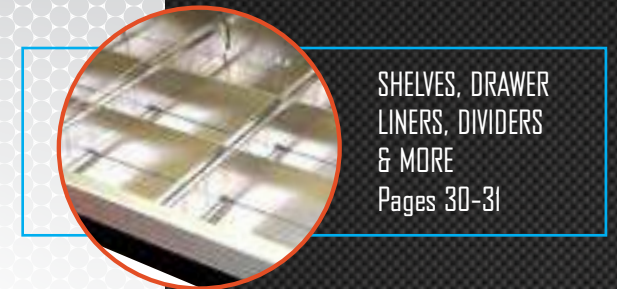
CLOSETS — P 16

WALL & CORNER CABINETS, LIGHT SHIELD — P 17

COUNTERTOPS & BRACES — P 18

EXTRA TALL CABINETS & SPACE SAVER™ — P 19

**OPTIONS
ACCESSORIES
+ MORE**



SHELVES, DRAWER LINERS, DIVIDERS & MORE
Pages 30-31



FOLDING WORKSTATIONS, SINKS & MORE
Page 32



DESKS, CHAIRS, & VACUUMS
Page 33



HOSE & CORD REELS
Pages 34 - 35

HIGHLIGHTS

NEW FEATURE! QUIK DRAW™! — P 13
An in-depth look at our latest technology

FEATURES BREAKDOWN — PP 8-9
The facts and details you want to know

5 EASY STEPS TO A MODULINE GARAGE — PP 4-5
Not sure where to start? Check out our quick-start guide to creating your ultimate Moduline Garage.

QuikDraw™
Single Action Latch System

INTRODUCING QUIK DRAW™!
OUR REVOLUTIONARY NEW
TECHNOLOGY. SEE PAGE 13



Moduline Core Values

At Moduline, we are proud to manufacture American-made products that are as functional as they are beautiful. For over 25 years, we've been pursuing a singular goal: to make garage storage systems that take your imagination and productivity to higher levels. To do this we use only professional-grade material, state-of-the-art manufacturing, and American labor and materials. The result is beautiful, innovative cabinet systems that arrive as promised and last a lifetime. There are several reasons why consumers choose Moduline when it's time to turn their dream garage into a stunning reality. Take a few minutes to explore the exceptional features found on all **PROII™** Cabinets.

PROII™ CABINET Features



Designed for the Garage

Unlike steel or wood, our **PROII™** Cabinets aluminum cabinets won't rust or deteriorate if exposed to moisture. And unlike plastic or resin, these cabinets won't attract dust or cause static shock (which can be comforting when storing flammable material). Aluminum is also resistant to discoloration and fingerprints, which ensures your Moduline aluminum cabinets will consistently maintain their "like new" appearance.

Built to Endure

Our cabinets are designed and built to meet the challenges of your garage environment day in and day out. We're so confident that our aluminum cabinets are the best solution for your garage or shop that we back them with a lifetime warranty.

Available in Both Standard and Custom Sizes

Most customers find that our in-stock cabinets are a perfect fit. However, any of our cabinets and closets can be sized for a custom fit.

Moduline cabinets arrive completely assembled and ready to install with simple tools...

MODULAR



Limitless designs • Endless possibilities

An important benefit of Moduline cabinets is their modular design. All components are fully modular and can be mixed and matched to create limitless possibilities. Additionally, the modular design yields a stronger, more rigid product due to the doubling of walls, corners and shared edges.

Innovation to keep you organized

Moduline cabinets are manufactured with state-of-the-art equipment and we continue to make investments to ensure our cabinet systems stay ahead of the curve. Our innovations are evident in features like Quik Draw™, the Adjustable Toe Kick Riser™, trigger latches and more.

INNOVATIVE



DURABLE



Beauty that's more than skin deep

Don't let the designer appearance fool you, Moduline cabinets are created with premium aluminum to stand up to the rigors of your garage. Our craftsmanship features extra rigid, integrated aluminum frames, double reinforced corners, precision hardware construction with no welds to crack, double wall construction doors with inner-hat bracing, full length hinges and under counter bracing. You'll also love the way our aluminum cabinets resist corrosion, discoloration, and fingerprints.

Designed down to the last detail

Why do so many people choose Moduline cabinets? Because they know the cabinets will look as good years from now as they do the moment they arrive. All Moduline cabinets feature a high-gloss baked enamel finish and clear anodized frames. Every detail is considered — from the textured chrome trigger latches, which will not show finger prints, to the Toe Kick Riser™ that conceals the leveling system.

DESIGNER APPEARANCE



QUALITY



Precision detail in everything we make

Computer Aided Design and Computer Controlled Manufacturing means every Moduline cabinet is made with precise attention to detail. Our cabinets are made in our own high-tech, automated precision sheet metal shop with tolerances of 0.005". All manufacturing processes are inspected to ensure the highest quality before leaving our facility.

Built to Last a Lifetime — Guaranteed

How many times have you heard "things just aren't built to last anymore?" Well, that sentiment is never expressed about Moduline cabinets. One of our core values is the assurance that your cabinets will be a once-in-a-lifetime investment. We put that value into practice by offering our customers the peace of mind of our lifetime warranty.

LIFETIME WARRANTY





I. START WITH YOUR BASE CABINETS

- 1 All base cabinets are 36" high — choose the depths that work best for your space
- 2 Mix and match cabinet widths to create the layout you want
- 3 Add optional Toe Kick Riser™, drawers, shelves and locks to any base cabinet
- 4 Remember to leave room for drawer cabinets and closets (next pages)



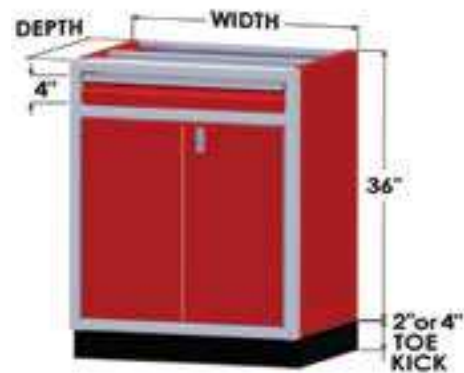
▲THREE (32" WIDE) BASE CABINETS SHOWN IN BLUE (WITH OPTIONAL 4" DRAWER, CENTER)

Base Cabinet Features:

- Base cabinets are 36" high, with a choice of 18", 24" or 30" depth
- Many standard sizes available (see chart). Call for custom sizes.

Base Cabinet Options:

- 4" Drawer (add prefix SD to base cabinet part number)
- 2" or 4" Toe Kick Riser™ (see p 30)
- Bottoms not required, but available if needed (see p 30)
- Pull-out or adjustable shelves (see p 30)
- Backs not required, but available (see price list)
- Locking latches available (see p 30)
- Aluminum, stainless steel or butcher block countertop (see p 18)



All Base Cabinets are 36" Height

	Width	Part No.	# Doors
18" Depth Cabinets	24"	361824	1
	30"	361830	2
	32"	361832	2
	36"	361836	2
24" Depth Cabinets	24"	362424	1
	30"	362430	2
	32"	362432	2
	36"	362436	2
30" Depth Cabinets	24"	363024	1
	30"	363030	2
	32"	363032	2
	36"	363036	2

NEED MORE IDEAS FOR CONFIGURING YOUR BASE CABINETS? SEE OUR EXTENSIVE LINE OF CUSTOMIZABLE COMBINATIONS STARTING ON PAGE 20



PRE-CONFIGURED BASE CABINETS WITH DRAWER CABINET





II. ADD DRAWER CABINETS & TOOL CHESTS

- 1 Choose your depth and width to create the perfect fit
- 2 Choose the number of drawers you want for each drawer unit
- 3 Drawer cabinets can stand alone or be integrated with base cabinets
- 4 Add optional thumb locks, dividers, Toe Kick Riser™. Select countertop



▲TWO (32" WIDE) 7-DRAWER CABINETS SHOWN IN RED TOGETHER WITH BASE CABINET (WITH OPTIONAL DRAWER)

Drawer Cabinet and Tool Chest Features:

- NEW QUIK DRAW™! Effortless action, drawers stay securely closed (see p 13)
- Units stand alone and stay strong and tight even under extreme conditions
- Full extension smooth ball bearing drawer slides

Drawer Cabinet and Tool Chest Options:

- 2" or 4" Toe Kick Riser™ (see p 30)
- Drawer dividers and liners (see p 31)
- Thumb lock keeps all drawers locked with one key (part# L)
- Available aluminum, stainless steel or butcher block countertop (see p 18)



36" Height Drawer Cabinets

		Part No.	# Drawers*	
18" Depth	24" Width	361824DU-03E	3	
		361824DU-05E	5	
		361824DU-07A	7	
	32" Width	361832DU-03E	3	
		361832DU-05E	5	
		361832DU-07A	7	
36" Width	361836DU-03E	3		
	361836DU-05E	5		
	361836DU-07A	7		
24" Depth	16" Width	362416FC	4	
		24" Width	362424DU-03E	3
			362424DU-05E	5
	362424DU-07A		7	
	32" Width	362432DU-03E	3	
		362432DU-05E	5	
		362432DU-07A	7	
	36" Width	362436DU-03E	3	
		362436DU-05E	5	
362436DU-07A		7		

other sizes available



59" DRAWER CABINET WITH WALL CABINET & 4" TOE KICK RISER™

59" Height Drawer Cabinet


24" Depth	Part No.	# Drawers*
32" Width	592432DU-12A	12

*for details on drawer heights please call or visit website.

Introducing...

QuikDraw™
Single Action Latch System

Now Included on Every Drawer!



- **SAFETY**
Drawers stay securely closed, especially in transport.
- **INNOVATION**
Patent-pending design sacrifices NO drawer capacity.
- **EASE-OF-USE**
Smooth, whisper-quiet, one-finger operation.

Moduline is proud to introduce our latest patent pending technology; the Quik Draw™ Single Action Latch System. What makes this system so unique is having the dual, independent latch mechanisms on both ends of the handle without sacrificing drawer space.


Each latch works independently to ensure the most secure drawer closure: ideal for a stationary environment as well as a mobile application. Effortlessly

lift anywhere along the handle to release the secured latch. So easy you can do it with one finger — great for when you have your hands full.

The ingenious Quik Draw™ design uses virtually no drawer space, retaining your valuable storage space. The smooth and quiet operation reinforces the high quality Moduline is known for and the optional key-lock is ideal for securing valuables.

only from
MODULINE
MODULAR ALUMINUM CABINETS





III. SELECT PARTS BIN, WASTE/RECYCLE BIN AND FILE CABINETS

- 1 Choose the Parts Bin Cabinets, Waste Bin Cabinets & Filing Cabinets you need.
- 2 Choose wide or extra wide bins for the Parts bin cabinet
- 3 Choose the modular filing cabinet or under-desk filing cabinets
- 4 Add optional thumb lock and Toe Kick Riser™. All drawers come with Quik Draw™!



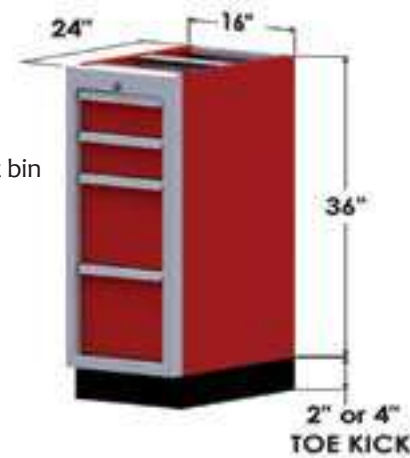
▲WASTE/RECYCLE BIN AND PARTS BIN CABINETS WITH BASE CABINETS, STAINLESS STEEL COUNTERTOP AND OPTIONAL 4" TOE KICK RISER™

Parts Bin, Waste/Recycle Bin and Filing Cabinet Features:

- All drawers feature our Quik Draw™ mechanism! (see p 13)
- Waste/Recycle bin cabinet includes durable, high quality, easy-to-remove plastic bin
- Parts bin cabinet includes either 15 or 25 durable plastic bins

Parts Bin, Waste/Recycle Bin and Filing Cabinet Options:

- 2" or 4" Toe Kick Riser™ (see p 30)
- Thumb lock keeps all drawers locked with one key (part # L)
- Available aluminum, stainless steel or butcher block countertop (see p 18)



IV. LEAVE SPACE FOR ANY UNDERCOUNTER MOBILE TOOLBOXES

- 1 Choose 4 or 6 drawers for Mobile Toolboxes.
- 2 Stainless steel top included
- 3 Add optional drawer dividers, thumb lock mechanism



Mobile Toolbox Features:

- Built to store neatly under workbench, rolls out to the job
- Completely assembled, ready to use
- Available with 4 or 6 drawers with Quik Draw™ (see p 13)
- Smooth full extension ball bearing drawer slides
- 5" industrial caster wheels with locks
- Solid stainless steel countertop standard

Mobile Toolbox Options :

- Drawer dividers and liners (see p 31)
- Thumb lock keeps all drawers locked with one key (part # L)

Mobile Toolboxes are 37.7"H x 24"D x 32"W

Item	Part No.	Drawers
6-Drawer Mobile Tool Box	382432TB-06A	6
4-Drawer Mobile Tool Box	382432TB-04E	4




4-DRAWER MOBILE TOOLBOX WITH STAINLESS STEEL TOP

6-DRAWER MOBILE TOOLBOX WITH STAINLESS STEEL TOP

SEE OUR COMPLETE LINE OF ALUMINUM DESKS ON PAGE 33

(fits neatly under desk)
UNDER DESK FILE CABINET



**Parts Bin, Waste Bin & File Cabinets:
36"H x 24"D x 16"W**

Item	Part No.	# of Bins or Drawers
Parts Bin Cabinet	362416PB	15 or 25
Waste Bin Cabinet	362416RB	1
4-Drawer File Cabinet	362416FC	4

Under desk File Cabinet 30"H x 24"D x 16"W

Item	Part No.	# Drawers
3-Drawer File Cabinet	302416FC	3



4 DRAWER MOBILE TOOLBOX SHOWN IN BLACK ALONG WITH WASTE BIN, FILE BIN AND 4 DRAWER LARGE TOOL STORAGE CABINET

V. CONFIGURE YOUR CLOSETS

- 1 Choose from three different depths - see chart below
- 2 Mix and match widths to create the layout you want
- 3 Add optional shelves, locks and Toe Kick Riser™ to any closet
- 4 Backs are not required, but optional if needed



Closet Features:

- Multiple widths and depths for a range of solutions
- Both left-hand and right-hand swing doors available

Closet Options:

- 2" or 4" Toe Kick Riser™ (see p 30)
- Bottoms not required, but available (see p 30)
- Pull-out or adjustable shelves (see p 30)
- Closet pole kit (Part# POLE KIT, see p 30)
- Backs not required, but available (see price list)
- Locking latches available (see p 30)
- Space Saver™ sliding doors available (see p 19)



All Closets are 75" Height*

	Width	Part No.	# Doors
18" Depth Cabinets	24"	751824	1
	30"	751830	1
	32"	751832	1
24" Depth Cabinets	24"	752424	1
	30"	752430	1
	32"	752432	1
30" Depth Cabinets	24"	753024	1
	30"	753030	1
	32"	753032	1

*Add optional Toe Kick Riser™, see page 30



NEED MORE IDEAS FOR CONFIGURING YOUR CABINETS & CLOSETS? SEE OUR EXTENSIVE LINE OF CUSTOMIZABLE COMBINATIONS STARTING ON PAGE 20

SPACE-SAVER™ CLOSETS AVAILABLE SEE PAGE 19.



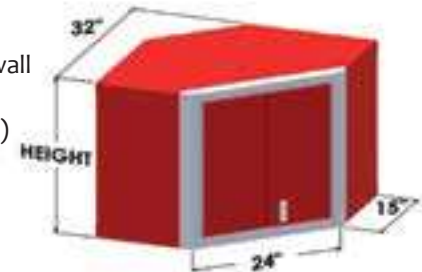
VII. ADD YOUR WALL & CORNER CABINETS

- 1 Choose the cabinet depth and height that best suits your needs
- 2 Mix & match widths to create the perfect layout for your garage
- 3 Add optional light shield, shelves and locks to any cabinet
- 4 Backs are not required, but optional if needed



Wall & Corner Cabinet Options:

- Z brackets available for mounting to slat wall
- Add optional under-cabinet light shield
- Add optional adjustable shelves, (see p 30)
- Locking latches available, (see p 30)
- Backs are not required, but available (see price list)
- * Available with single lift up door



UNDER CABINET LIGHT SHIELD

- Eliminates glare and deflects light to work surface
- Installs easily under Wall Cabinets thru pre punched holes
- Perfectly conceals linkable lighting available at lighting stores
- Returns available to close ends and achieve clean appearance
- Mounting Hardware included



LIGHT SHIELDS ARE CLEAR ANODIZED TO MATCH FRAMES



Item	Description	Part No.
Light Shield	(sold by the foot)	SHIELD
11" Deep Return	right OR left side	RETURN11R / RETURN11L
15" Deep Return	right OR left side	RETURN15R / RETURN15L
Corner Light Shield	corner cabinet	SHIELDC


	Height	Width	Part No.	Doors
11" Depth	18"	24"	181124	1*
	18"	30"	181130	2*
	18"	32"	181132	2*
	18"	36"	181136	2*
	24"	24"	241124	1
	24"	30"	241130	2
	24"	32"	241132	2
	24"	36"	241136	2
	36"	24"	361124	1
	36"	30"	361130	2
	36"	32"	361132	2
	36"	36"	361136	2

	Height	Width	Part No.	Doors
15" Depth	18"	24"	181524	1*
	18"	30"	181530	2*
	18"	32"	181532	2*
	18"	36"	181536	2*
	24"	24"	241524	1
	24"	30"	241530	2
	24"	32"	241532	2
	24"	36"	241536	2
	36"	24"	361524	1
	36"	30"	361530	2
	36"	32"	361532	2
	36"	36"	361536	2

	Height	Width	Part No.	Doors
24" Depth	16"	32"	162432	2*
	18"	24"	182424	1*
	18"	30"	182430	2*
	18"	32"	182432	2*
Corner Cabinets	18"	32"	181532C	2
	24"	32"	241532C	2
	36"	32"	361532C	2



COUNTER TOPS



VI. CHOOSE YOUR COUNTERTOPS

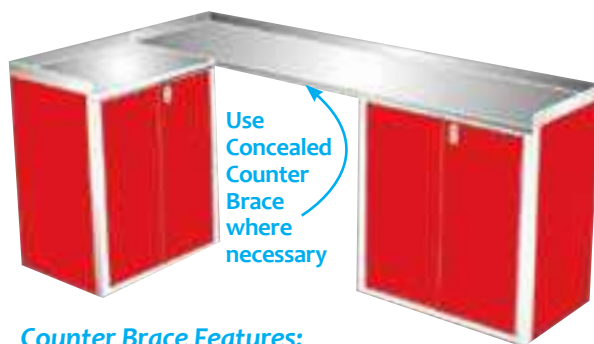
- 1 Select Solid Aluminum, Stainless Steel or The Bally Block Co. Solid Butcher Block
- 2 Choose Depth Based on your Base Cabinets or Drawer Cabinets. Any length can be created
- 3 Add Under-counter braces wherever Base Cabinet is left open (if applicable)
- 4 Optional sink cut out available for Solid Aluminum or Stainless Steel



Countertop Features:

- Choose 1/8" thick solid aluminum, .075" thick polished stainless steel or 1 3/4" thick Butcher Block by the Bally Block Company
- Custom fabricated to any length, ready to install on any Base Cabinet or Drawer Cabinet configuration
- Back and side splash guards standard with aluminum and stainless steel counter tops
- Optional Workbench Mat (see p 31)

*12' or longer requires 2 sections or more



Counter Brace Features:

- Use to support counter where Base Cabinet is omitted (to create open space) or for "L" shape configurations
- Made from high quality aluminum for rigid support

Counter Braces (any length) Part No.


18" Wide Aluminum Counter Brace	18CB
24" Wide Aluminum Counter Brace	24CB
30" Wide Aluminum Counter Brace	30CB

THE BALLY BLOCK COMPANY BUTCHER BLOCK TOP

MODULINE COUNTERTOPS ARE MANUFACTURED FROM SOLID ALUMINUM, STAINLESS STEEL OR BUTCHER BLOCK



EXTRA TALL CABINETS + SPACE SAVER CABINETS



VIII. CHOOSE EXTRA TALL WALL CABINETS AND SPACE SAVER™ SLIDING DOOR CABINETS

- 1 Choose the cabinet depth and height that best suits your needs
- 2 Mix & match widths to create the perfect layout for your garage
- 3 Add options, light shield, shelves and locks
- 4 Backs are not required, but optional if needed



Extra Tall Cabinet Features:


- Available with left- or right-hand swing door
- Choose low or center latch height

Extra Tall Cabinet Options:

- Add 2" or 4" Toe Kick Riser™ (see p 30)
- Add Adjustable shelves (see p 30)
- Add Locking latches (see p 30)
- Backs available, but not required (see price list)

All Extra Tall Wall Cabinets Have 1 Door

	Depth	Width	Part No.
59" Height Extra Tall Wall Cabinets	8"	24"	590824
	8"	32"	590832
	11"	24"	591124
	11"	32"	591132
	15"	24"	591524
75" Height Extra Tall Wall Cabinets	15"	32"	591532
	8"	24"	750824
	8"	32"	750832
	11"	24"	751124
	11"	32"	751132
Wall Cabinets	15"	24"	751524
	15"	32"	751532



THREE EXTRA TALL CABINETS WITH TWO FOLDING WORKSTATIONS (SEE PAGE 32)

SPACE SAVER™ SLIDING DOOR CABINET

Space Saver™ Sliding Door Cabinet Features and Options:

- Great storage space in tight garages, especially with cars
- Recessed handle and heavy duty rollers for smooth operation
- Felt lined guides for smooth and quiet operation
- Add 2" or 4" Toe Kick Riser™ (see p 30)
- Backs available, but not required (see price list)

Space Saver™ Closets are 48" wide

	Depth	Part No.	Doors
59" Height	11.5"	591148S	2
	15.5"	591548S	2
75" Height	11.5"	751148S	2
	15.5"	751548S	2

Space Saver™ Closets 48" Heavy Duty Shelf

Depth	Part No.
11.5"	S1148HD
15.5"	S1548HD



When you're not sure of the exact Moduline cabinet layout you want for your garage, we help make the process a little easier. Using your measurement information, you can pick and choose pre-configured cabinet combinations from 6' to 25' that offer both form and function. **Standard** combinations deliver strength and durability in a cost-effective package. Our **Premium** combinations include many popular options. What's more, you can customize any combination you see to meet your specific needs. Still not sure? Contact a Moduline representative who will help you find the perfect solution for your space.



Other Options available:

- Clear anodized and custom colors
- Pull-out-shelves for base cabinets and closets
- Solid aluminum, butcher block, or stainless steel countertops are available with any combination.
- Aluminum Drawer Dividers for Moduline Drawer Cabinets
- Moduline Extreme Liner™ drawer and shelf liner
- Diamond-Tread Workbench Mat
- Stainless Steel Sinks
- Locking Latches for Cabinet Doors
- Lock option for Drawer Cabinets, locks all drawers with thumb lock mechanism and one key

STANDARD VERSUS PREMIUM COMBINATIONS

Features Included	S Standard	P Premium
Quik Draw™ Single Action Latch System	✓	✓
Completely assembled modular cabinets	✓	✓
Clear anodized and sealed front frames	✓	✓
Chrome textured trigger latches	✓	✓
4" Toe Kick Risers™	✓	✓
Bottoms with every closet and base cabinet	✓	✓
Countertop included as specified and shown	✓	✓
High gloss baked enamel finish	✓	✓
One adjustable shelf with every base cabinet	✓	✓
One adjustable shelf with every closet	✓	✓
One adjustable shelf with every wall cabinet	✓	✓
Backs with every closet, base and wall cabinet	✓	✓
One clothes hanging pole with every closet	✓	✓
Clear anodized under-cabinet light shields	✓	✓

6' PROII™ CABINET COMBINATIONS

8' PROII™ CABINET COMBINATIONS

see more 8' combination on the next page >



S: PGC006-011 P: PGC006-012
 (2) 402436TK Base Cabinets
 (2) 181136 Wall Cabinets
 72" Wide Aluminum Countertop, 24" Deep

S: PGC008-011 P: PGC008-012
 (2) 402432TK Base Cabinets
 (3) 181132 Wall Cabinets
 96" Wide Aluminum Countertop, 24" Deep
 32" Wide Aluminum Counter Brace, 24" Deep

S: PGC008-021 P: PGC008-022
 (2) 402432TK Base Cabinets
 (1) 792432TK Closet
 (2) 181532 Wall Cabinets
 64" Wide Aluminum Countertop, 24" Deep

S: PGC008-031 P: PGC008-032
 (3) 402432TK Base Cabinets
 (3) 181532 Wall Cabinets
 96" Wide Aluminum Countertop, 24" Deep

S: PGC008-041 P: PGC008-042
 (1) 402432TK Base Cabinet
 (1) 402432DUTK-07A-N Drawer Cabinet
 (1) 792432TK Closet
 (2) 181532 Wall Cabinets
 64" Wide Aluminum Countertop, 24" Deep



8' PROII™ CABINET COMBINATIONS



- S:** PGC008-051 **P:** PGC008-052
 (2) SD402432TK Base Cabinets each with 4" Single Drawer
 (1) 402432DUTK-07A-N Drawer Cabinet
 (3) 181532 Wall Cabinets
 96" Wide Aluminum Countertop, 24" Deep



- S:** PGC008-061 **P:** PGC008-062
 (2) SD402432TK Base Cabinets each with 4" Single Drawer
 (3) 181532 Wall Cabinets
 96" Wide Aluminum Countertop, 24" Deep
 32" Wide Aluminum Counter Brace, 24" Deep



- S:** PGC008-071 **P:** PGC008-072
 (1) 382432TB-06A-N Mobile 6 Drawer Tool Box with Stainless Steel Top
 (2) 792430TK Closets
 (1) 181536 Wall Cabinet

8'

10' PROII™ CABINET COMBINATIONS



- S:** PGC010-011 **P:** PGC010-012
 (4) 402430TK Base Cabinets
 (4) 181530 Wall Cabinets
 120" Aluminum Countertop, 24" Deep

see more 10' combination on the next page >

9' PROII™ CABINET COMBINATIONS



- S:** PGC009-011 **P:** PGC009-012
 (2) 402436TK Base Cabinets
 (1) SD402436TK Base Cabinet with 4" Single Drawer
 (3) 241536 Wall Cabinets
 108" Wide Aluminum Countertop, 24" Deep



- S:** PGC009-021 **P:** PGC009-022
 (2) 402436TK Base Cabinets
 (1) 402436DUTK-07A-N Drawer Cabinet
 (3) 361536 Wall Cabinets
 108" Wide Butcher Block Countertop, 25" Deep



- S:** PGC009-031 **P:** PGC009-032
 (2) SD402436TK Base Cabinets each with 4" Single Drawer
 (3) 241536 Wall Cabinets
 108" Wide Butcher Block Countertop, 25" Deep



- S:** PGC009-041 **P:** PGC009-042
 (2) 402436TK Base Cabinets
 (1) 792432TK Closet
 (2) 361536 Wall Cabinets
 (1) 182432 Wall Cabinet
 72" Wide Aluminum Countertop, 24" Deep

9'



10' PROII™ CABINET COMBINATIONS



- S:** PGC010-021 (3) 402430TK Base Cabinets
(1) 792430TK Closet
- P:** PGC010-022 (3) 181530 Wall Cabinets
90" Wide Aluminum Countertop, 24" Deep



- S:** PGC010-031 (1) 402436TK Base Cabinet
(2) 792424TK Closets
- P:** PGC010-032 (2) 181536 Wall Cabinets
(1) 382432TB-04E-N Mobile 4 Drawer Tool Box with Stainless Steel Top
72" Wide Butcher Block Countertop, 25" Deep



- S:** PGC010-041 (1) 402424TK Base Cabinet
(2) 402432TK Base Cabinets
- P:** PGC010-042 (1) 632432-DUTK-12A-N Drawer Cabinet
(1) 181524 Wall Cabinet
(2) 181532 Wall Cabinets
(1) 182432 Wall Cabinet with lift-up door
- 88" Wide Aluminum Countertop, 24" Deep



- S:** PGC010-011C (1) SD402432TK Base Cabinet with 4" Single Drawer
(2) 402432DUTK-07A-N Drawer Cabinets
- P:** PGC010-012C (2) 792432TK Closets
(1) 181532 Wall Cabinet • (2) 181524 Wall Cabinets
(1) 181532C Corner Cabinet
88" Wide Aluminum Countertop, 24" Deep
32" Wide Aluminum Countertop, 24" Deep

10'

12' PROII™ CABINET COMBINATIONS



- S:** PGC012-011 (1) SD402432TK Base Cabinet with 4" Single Drawer
- P:** PGC012-012 (1) 402432DUTK-07A-N Drawer Cabinet
(2) 792424TK Closets
(3) 181532 Wall Cabinets
96" Wide Aluminum Countertop, 24" Deep
32" Wide Aluminum Counter Brace, 24" Deep



- S:** PGC012-021 (2) SD402432TK Base Cabinets each with 4" Single Drawer
- P:** PGC012-022 (1) 402432DUTK-07A-N Drawer Cabinet
(2) 792424TK Closets
(3) 181532 Wall Cabinets
96" Wide Aluminum Countertop, 24" Deep



- S:** PGC012-031 (1) SD402432TK Base Cabinet with 4" Single Drawer
- P:** PGC012-032 (1) 402432DUTK-07A-N Drawer Cabinet
(1) 402416PBTK-N Parts Bin Cabinet with 25 Storage bins
(1) 402416FCTK-N File Cabinet
(2) 792424TK Closets
(3) 181532 Wall Cabinets
96" Wide Aluminum Countertop, 24" Deep

12'

see more 12' combination on the next page >



DON'T SEE THE EXACT COMBINATION YOU'RE LOOKING FOR?
MIX AND MATCH BASE CABINETS, DRAWER UNITS, CLOSETS, WALL CABINETS AND MORE TO CREATE YOUR OWN COMBINATIONS!
(COMPONENTS START ON PAGE 10)

CUSTOM CABINET COMBINATION SHOWN IN RED, WITH STAINLESS STEEL TOP AND SINK.



12' PROII™ CABINET COMBINATIONS



- S:** PGCO12-041 (2) 402430TK Base Cabinets
 (1) 382432TB-04E-N Mobile 4 Drawer Tool Box with Stainless Steel Top
P: PGCO12-042 (2) 792424TK Closets
 (2) 181530 Wall Cabinets
 (1) 181536 Wall Cabinet
 96" Wide Butcher Block Countertop, 25" Deep



- S:** PGCO12-061 (1) 402424TK Base Cabinet • (1) 402432TK Base Cabinet
 (1) 632432-DUTK-12A-N 12 Drawer Cabinet
P: PGCO12-062 (1) 402432-DUTK-07A-N 7 Drawer Cabinet
 (1) 182424 Wall Cabinet with lift-up door
 (1) 182432 Wall Cabinet with lift-up door
 (1) 181524 Wall Cabinet (2) 181532 Wall Cabinets
 (1) 632424TK Extra Tall Cabinet
 88" Wide Aluminum Countertop, 24" Deep



- S:** PGCO12-051 (3) 402430TK Base Cabinets
 (1) 792430TK Closet
P: PGCO12-052 (1) 792424TK Closet
 (3) 361530 Wall Cabinets
 (1) 182430 Wall Cabinet
 (1) 182424 Wall Cabinet
 90" Wide Aluminum Countertop, 24" Deep

14' PROII™ CABINET COMBINATIONS



- S:** PGCO14-011 (4) 402436TK Base Cabinets
 (1) 792424TK Closet
P: PGCO14-012 (4) 181536 Wall Cabinets
 144" Wide Aluminum Countertop, 24" Deep

16' PROII™ CABINET COMBINATIONS



- S:** PGCO16-011 (2) SD402432TK Base Cabinets each with 4" Single Drawer
 (4) 792424TK Closets
P: PGCO16-012 (3) 181532 Wall Cabinets
 96" Wide Aluminum Countertop, 24" Deep
 32" Wide Aluminum Counter Brace, 24" Deep



- S:** PGCO16-021 (1) SD402432TK Base Cabinet with 4" Single Drawer
P: PGCO16-022 (1) 402416PBTk-N Parts Bin Cabinet with 25 Storage bins
 (1) 402416FCTk-N File Cabinet
 (4) 792424TK Closets
 (3) 181532 Wall Cabinets
 96" Wide Aluminum Countertop, 24" Deep
 32" Wide Aluminum Counter Brace, 24" Deep



- S:** PGCO16-031 (2) SD402432TK Base Cabinets each with 4" Single Drawer
 (1) 402432DUTK-07A-N Drawer Cabinet
P: PGCO16-032 (4) 792424TK Closets
 (3) 181532 Wall Cabinets
 96" Wide Aluminum Countertop, 24" Deep

see more 16' combination on the next page >



16' PROII™ CABINET COMBINATIONS




- S:** PGC016-041 (3) 402432TK Base Cabinets
 (1) 382432TB-04E-N Mobile 4 Drawer Tool Box with Stainless Steel Top
P: PGC016-042 (2) 792430TK Closets • (3) 181532 Wall Cabinets • (1) 181536 Wall Cabinet
 132" Wide Butcher Block Countertop, 25" Deep



- S:** PGC016-051 (2) SD402432TK Base Cabinets each with 4" Single Drawer
 (4) 792432TK Closets
P: PGC016-052 (2) 181532 Wall Cabinets
 64" Wide Butcher Block Countertop, 25" Deep

20'



- S:** PGC020-011 (5) 402436TK Base Cabinets
 (2) 792430TK Closets
P: PGC020-012 (5) 181536 Wall Cabinets
 180" Wide Aluminum Countertop 24" Deep (2 piece)



- S:** PGC020-031 (2) SD402424TK Base Cabinets each with 4" Single Drawer
 (6) 792432TK Closets
P: PGC020-032 (2) 181524 Wall Cabinets
 48" Wide Aluminum Countertop, 24" Deep

20' PROII™ CABINET COMBINATIONS



PLENTY OF CLOSET SPACE HERE!



- S:** PGC020-021 (8) 792430TK Closets
P: PGC020-022



- S:** PGC020-041 (2) 402436TK Base Cabinets
 (1) 382432TB-04E-N Mobile 4 Drawer Tool Box with Stainless Steel Top
P: PGC020-042 (1) 382432TB-06A-N Mobile 6 Drawer Tool Box with Stainless Steel Top
 (4) 792424TK Closets • (4) 181536 Wall Cabinets
 (2) 72" Wide Butcher Block Countertops, 25" Deep

25' PROII™ CABINET COMBINATIONS

- S:** PGC025-011
P: PGC025-012
 (4) 402436TK Base Cabinets
 (4) 792430TK Closets
 (5) 181536 Wall Cabinets
 180" Wide Aluminum Countertop, 24" Deep
 (2 piece)
 36" Wide Aluminum Counter
 Brace, 24" Deep



- S:** PGC025-021
P: PGC025-022
 (5) 402436TK Base Cabinets
 (4) 792430TK Closets
 (5) 181536 Wall Cabinets
 180" Wide Aluminum
 Countertop, 24" Deep
 (2 piece)

25'



SHELVES, BOTTOMS, LOCKS AND POLES

ALUMINUM PULL OUT SHELF/DRAWER

- Fits ALL Moduline PROII™ CABINETS and Closets
- Provides easy access for hard to reach items
- Fully adjustable heights, opens to full extension
- Slides on smooth ball bearing slides
- Complete with all installation hardware
- Great for storing large, bulky items



Part No.	Width
24" Depth Shelf	
POS2424	24"
POS2430	30"
POS2432	32"
POS2436	36"
30" Depth Shelf	
POS3024	24"
POS3030	30"
POS3032	32"
POS3036	36"




PROII™ CABINETS ADJUSTABLE SHELVES

Width	Part No.	Width	Part No.
Corner Shelf	S1532C	24"	S1824
8" Depth Cabinets	24" SO824	30"	S1830
	32" SO832	32"	S1832
11" Depth Cabinets	24" S1124	36"	S1836
	30" S1130	24"	S2424
	32" S1132	30"	S2430
15" Depth Cabinets	36" S1136	32"	S2432
	24" S1524	36"	S2436
	30" S1530	24"	S3024
18" Depth Cabinets	32" S1532	30"	S3030
	36" S1536	32"	S3032
		36"	S3036

PROII™ CABINETS OPTIONAL 2" OR 4" TOE KICK RISER™

Allows for easy and concealed leveling of base cabinets and closets to compensate for uneven floors.

Part # "TK" specify 2" or 4"



OPTIONAL CLOSET POLE KIT any width

Part # POLE KIT

PROII™ CABINETS LOCKING OPTIONS

- LOCKLATCH includes a keyed lock integrated into the trigger latch for added security Part # LOCKLATCH
- DOUBLELOCK includes a keyed latch and second keyed lock for high security applications Part # DOUBLELOCK

PROII™ CABINETS BOTTOMS

Width	Part No.
18" Depth Cabinets	
24"	BOTTOM1824
30"	BOTTOM1830
32"	BOTTOM1832
36"	BOTTOM1836
24" Depth Cabinets	
24"	BOTTOM2424
30"	BOTTOM2430
32"	BOTTOM2432
36"	BOTTOM2436
30" Depth Cabinets	
24"	BOTTOM3024
30"	BOTTOM3030
32"	BOTTOM3032
36"	BOTTOM3036

DRAWER LINERS & DIVIDERS, WORKBENCH MAT

Moduline Extreme Liner™

- PVC coated polyester, solid, black material (not mesh)
- Protects tools from scratching and marring
- Minimum length 10 feet
- Easy to trim for a perfect fit

Part No.	Width x Thickness (any length)
Liner	24" wide x 1/8" thick, min. 10' length

SHELF & DRAWER LINER

Professional quality, non-slip material resistant to dirt and oil



Aluminum Drawer Divider Kit Features:

- Each kit includes 6 removable horizontal dividers, 4 vertical dividers, and installation hardware
- Custom fit for Moduline drawers
- Removable horizontal dividers adjust for any size parts
- Keeps parts separated and organized

ALUMINUM DRAWER DIVIDER KIT Keep Organized!

	Part No.	Divider Kit	Additional Horizontal Dividers
24"wide x 24"depth Drawer	32424DD	3" high set	031196 set of 6
	42424DD	4" high set	014400 set of 6
	62424DD	6.5" high set	031195 set of 6
32"wide x 24"depth Drawer	32432DD	3" high set	014449 set of 6
	42432DD	4" high set	014451 set of 6
	62432DD	6.5" high set	014450 set of 6
36"wide x 24"depth Drawer	32436DD	3" high set	030485 set of 6
	42436DD	4" high set	030484 set of 6
	62436DD	6.5" high set	030483 set of 6
32"wide x 18"depth Drawer	31832DD	3" high set	014449 set of 6
	41832DD	4" high set	014451 set of 6
	61832DD	6.5" high set	014450 set of 6



Horizontal Divider

Vertical Divider

WORKBENCH MAT Absorbs Shock!



Workbench Mat Features:

- 5/32" thick black vinyl
- Diamond-tread pattern prevents slippage
- Absorbs shock when working on the bench
- Vinyl material resists grease, oils and many chemicals
- Available in any length (4 foot minimum)
- For all countertops up to 36" deep

Available in any length, minimum 4 feet

Part No.	Depth	Use For:
18BM	18"	18" Deep or Less
24BM	24"	19" to 24" Deep
36BM	36"	25" to 36" Deep

FOLDING WORKSTATIONS, OIL RACKS, REFRIGERATORS & SINKS



< FOLDING WORKSTATION

- Completely assembled, ready to install – create an instant, concealable workspace
- Available 24" or 44" wide (fold-out aluminum bench is 22" or 42" wide)
- Open Bench is 20.5" deep and x 1.75" thick reinforced aluminum
- Closed position is 22.5" h x 6.5" d
- High quality aluminum, wall mounted workstation supports heavy loads
- Steel hinge pins, bench supports and pivot points for maximum strength and wear resistance
- Bench top locks securely in open and closed position
- Two 4 1/2" d shelves for tools/supplies
- Durable red, white, black or yellow baked enamel finish
- UPS shipping available on this item
- 24" wide - Part #24FW
- 44" wide - Part #44FW

Closed position folds to only 6.5" Deep!

Open Position is 3 1/2 feet wide!



< OIL RACK

- Completely assembled, ready to install
- Holds containers up to 4.5" diameter
- Durable white or black baked enamel finish
- Precision hardware construction for greatest strength
- 36"H x 5.5"D x 24.5"W
- Black (#36DC-B) or White (#36DC-W)



FRIDGE & WINE COOLER

Looking to make your cabinet system more convenient? We carry the Summit line of built-in, under-counter refrigerators. Summit has the industry's largest selection of undercounter refrigerators and will fit perfectly into your system.

SINKS >

Moduline offers a convenient cost effective solution to add a sink to your work space. We offer three high quality sinks or you can supply your own. From the sink's dimensions, we'll create the cut-out so you can just drop in your sink.



Moen Bar Sink
#SK5.51515-F with faucet
#SK5.51515 without faucet



Elkay Signature 10" Deep Sink
#SK102020



Elkay Signature 25" Wide Sink
#SK8.22225

DESKS, GRAND PRIX CHAIR, VACUUM



NOW FEATURING QUIK DRAW!

< EXECUTIVE BUTCHER BLOCK DESKS

- File cabinets, wide center drawer and back
- 1 3/4" thick Butcher Block top, crafted by the Bally Block Company exclusively for Moduline Aluminum Cabinets
- Shown 30.75" H x 36" D x 70.5" W
- Other sizes available (call or visit website)
- Part #31.753670.5

NOW FEATURING QUIK DRAW! ALL-ALUMINUM DESK >

- 30" H x 24" D x 64" W
- Other sizes available (call or see website)
- Includes: Aluminum Top & Brace
- Includes #302416FC-L File Cabinet
- Includes #302416 Side Cabinet
- Optional back available if needed (see price list)
- Part #302464DK



This Chair has been tested and approved for users weighing up to 325 lbs. (147kg). It is not recommended for use by users weighing more than 325 lbs. (147kg).



< GRAND PRIX CHAIR

- Chair Dimensions: 23" w x 24" d x 50" h
- Seat height adjustable from 18.5" h to 22" h
- Beautiful Black-on-Black, Black-on-Red, or Black-on-Silver Leatherette
- Cushioned, Tire-tread-embossed armrest is fully adjustable
- Comfort seat area: 14" w x 19" d • Back seat area: 13" w x 22" h
- Billet aluminum shift knob: provides four ergonomic settings
- Part #GP1000

GARAGE VACUUM >

- The most compact, yet powerful garage vacuum available — Six year warranty
- 40' stretch hose, bare floor tool, upholstery brush, crevice tool, dashboard brush, telescoping wand and flexible wand with detachable brush
- Wall installation requires only four screws, can be removed for a portable vacuum
- Front Panel: 9 9/16" w x 29 9/16" h x 4" d • Available in red, white and black

Part No.

- MODVAC-SM
- MODVAC-FM
- MODVAC-BAGS

Description

- Surface mount vacuum with electric cord & accessories
- Flush mount vacuum to be hard wired with accessories
- Package of 5 HEPA style 5 layer bags with filter





Series 4000
4625 OLP

PREMIUM INDUSTRIAL SPRING DRIVEN REELS

Series 4000 & 5000 Reelcraft's Series 4000, 5000 and 5005 reels are all steel construction and compact for a wide range of applications with critical space requirements. A full flow shaft and swivel assures maximum product delivery.

LOW PRESSURE/AIR WATER REELS. Maximum temperature 150° F (65° C)

Model	Hose I.D.	Hose Length	Max PSI	(M) NPTF Hose Outlet	(F)NPTF Reel Inlet	Dimensions L x W x H (in.)	Weight (lbs)
4425 OLP	1/4"	25'	300	1/4"	3/8"	12 ⁷ / ₈ x 5 ³ / ₈ x 12 ⁷ / ₈	19
4435 OLP	1/4"	35'	300	1/4"	3/8"	12 ⁷ / ₈ x 5 ³ / ₈ x 12 ⁷ / ₈	20
5450 OLP	1/4"	50'	300	1/4"	3/8"	13 ¹ / ₂ x 6 x 14 ¹ / ₂	26
4625 OLP	3/8"	25'	300	1/4"	3/8"	12 ⁷ / ₈ x 5 ³ / ₈ x 12 ⁷ / ₈	22
5635 OLP	3/8"	35'	300	1/4"	3/8"	13 ¹ / ₂ x 6 x 14 ¹ / ₂	25
5650 OLP	3/8"	50'	300	1/4"	3/8"	16 ¹ / ₂ x 6 x 17 ¹ / ₂	36
A5825 OLP	1/2"	25'	300	1/2"	3/8"	13 ¹ / ₂ x 6 x 14 ¹ / ₂	29
A5850 OLP	1/2"	50'	300	1/2"	3/8"	16 ¹ / ₂ x 7 x 17 ¹ / ₂	44

SPRING DRIVEN COMPOSITE REELS

Series S Reelcraft's Series S is economical, durable and lighter weight utilizing a practical combination of the latest composite materials and metals with applications including water, air and hot wash (pre-rinse).

Model	Hose I.D.	Hose Length	Max PSI	(M) NPTF Hose Outlet	(F)NPTF Reel Inlet	Dimensions L x W x H (in.)	Weight (lbs)
Air & Water Reels Air hose can be used for water on these models. Working temperature 150° F (65° C).							
SGA3650 OLP	3/8"	50'	232	3/8"	3/8"	22 ³ / ₄ x 9 ¹ / ₂ x 19	23
SGA3665 OLP	3/8"	66'	232	3/8"	3/8"	22 ³ / ₄ x 9 ¹ / ₂ x 19	27
SGA3850 OLP	1/2"	50'	232	1/2"	1/2"	22 ³ / ₄ x 9 ¹ / ₂ x 19	27
Water Reel Garden-style hose end. Working temperature 150° F (65° C).							
SWA3850 OLP	5/8"	50'	145	3/4" NH	1/2"	22 ³ / ₄ x 9 ¹ / ₂ x 19	27
Hot Water Wash Reel NOTE: Working temperature 185° F (85° C). Working pressure is related to working temperature.							
SHA3850 OLP	1/2"	50'	232	1/2"	1/2"	22 ³ / ₄ x 9 ¹ / ₂ x 19	27



Series S
SGA3650 OLP

Series L4000
L 4050 162 2

POWER AND LIGHT CORD REELS

Series L4000 Reelcraft's Series L4000 power and light cord reels are easy to mount and structurally strong. The reels have a robotically welded heavy gauge steel frame that attaches to most structurally sound surfaces

Model	Cord Ending	AWG	# Cond.	Length	Type	Volts	Amps	Weight (lbs)
Power Cord Reels								
L 4035 163 8	Fluorescent Light & Outlet	16	3	35'	SJTO	115	10	26
L 4050 163 8	Fluorescent Light & Outlet	16	3	50'	SJTO	115	10	27
L 4050 163 3	Single Receptacle	16	3	50'	SJTOW	115	13	26
L 4545 123 3	Single Receptacle	12	3	45'	SJEOW	115	15	28
L 4545 123 3A	Single Connector	12	3	45'	SJEOW	125	20	29
Light Cord Reels								
L 4050 163 1	Incandescent	16	3	50'	SJTOW	115	13	23
L 4050 162 2	Fluorescent	16	2	50'	SJTOW	115	0.3	24



Series L4000
L 4050 163 3

LIGHT/MEDIUM DUTY CORD REELS

Series LD, LG & LH

Reelcraft's new line of light and medium duty cord reels are designed for less strenuous applications in which a capable and long-lasting reel is required. The Series LD, LG and LH cord reels help make the workplace safe by keeping long electrical cords up and out of harm's way.

Model	Cord Ending	AWG	# Cond.	Length	Type	Volts	Amps	Weight (lbs)
Light Duty Cord Reels								
LD2030 163 9	Triple Outlet	16	3	30'	SJTW	125	10	9
LD2040 163 2	Fluorescent	16	3	40'	SJTW	120	0.3	9
Medium Duty Cord Reels								
LG3050 143 9	Triple Outlet	14	3	50'	SJTW	125	13	15
LG3050 163 8	Fl. Light & Outlet	16	3	50'	SJTW	120	10	15
LG3040 123 9	Triple Outlet	12	3	40'	SJTW	125	15	15
Medium Duty Hand Crank Reels								
LH2080 143	4 Outlets	14	3	80'	SJTW	125	10	13

Light duty
LD2030 163 9



Light duty
LD2040 163 2



Medium duty
LG3050 163 8



Medium Duty
LG3050 143 9 or
LG3040 123 9



Series LH
LH2080 143



If you do not see the product you want please call for more information. Moduline is a full line Reelcraft® distributor. For internet discounts and special offers, order online at www.ModulineCabinets.com/reel

TERMS AND CONDITIONS

Payment Terms: We accept: VISA, MC, American Express, PayPal, cash and check. The Charge for credit card purchases will appear on your Credit Card Statement as: Gill Metal Fab, the manufacturer of Moduline Aluminum Cabinets. Payment by check must be received and processed prior to shipment. Custom and sizable orders require 50% down with payment in full before shipment.

Lifetime Warranty: For complete details about our Lifetime Warranty please visit www.modulinecabinets.com/warranty

Colors: Actual colors can vary from printed catalogs or web site. For actual color a sample chip is available.

Note: For complete Terms and Conditions please visit www.modulinecabinets.com/terms
Moduline reserves the right to revise product specification and prices.

MODULINE HELPS CONTRIBUTE TO A LEEDS BUILDING CERTIFICATION:

MR Credit 4.1 : Recycled Content: 10% - All Moduline Cabinets, aluminum and stainless steel counter tops qualify*.
MR Credit 4.2 : Recycled Content: 20% - All Moduline Cabinets, aluminum and stainless steel counter tops qualify*.

Manufacturing waste: 100% recycled

Environmental Facts: Cabinets, aluminum and stainless steel counter tops are 100% recyclable.

Disassembly is accomplished with common hand tools to separate dissimilar materials.

Packaging: Recyclable cardboard, Recyclable PVC sheeting and wood pallets

Durable and Modular in Design: Moduline Cabinets are designed and manufactured with premium aluminum to last a lifetime. Modular design makes it possible to rearrange and reuse cabinets when storage requirements change.

Adhesives: Moduline aluminum cabinets contain no adhesives and no formaldehyde.

*(Recycle % content definition per LEEDS: Post-consumer recycled content plus one half of pre-consumer content.)

Moduline is located at 20 Holland Street, Brockton, MA 02301



**Professional Grade.
Designer Appearance.
Delivered as Promised.**

**PROII™
CABINETS**




INTRODUCING OUR
REVOLUTIONARY NEW TECHNOLOGY

QuikDraw™
Single Action Latch System



- Drawers stay securely closed, especially in transport.
- Patent-pending design sacrifices NO drawer capacity.
- Smooth, whisper-quiet, one-finger operation.

SEE PAGE 13



MODULINE®
MODULAR ALUMINUM CABINETS

TOLL FREE: 1-888-343-4463
ON THE WEB: MODULINECABINETS.COM



©2013 Moduline®